



**KENNEDY VALVE KS-RW
RESILIENT
WEDGE VALVES**

KENNEDY VALVE

**KENNEDY VALVE AWWA C515 Resilient Wedge Gate Valves
Meet or Exceed the Requirements of
AWWA Standard C515
UL-262/FM-1120/1130
ULC-Underwriters' of Canada**

Size Range	Water Working Pressure psi	Seat Test psi	Hydrostatic Shell Test psi
AWWA 2"-12"	250 Water Works	250 & 400	500
ULFM 2 1/2"-12"	200 Fire Protection	250 & 400	500

Available in either non-rising stem or outside screw & yoke.

Available End Connections & Size Range	Figure No.	Figure No. with (STD)	Post Plate
Fig. End (NRS)	2" - 12"	7561SS	7701SS (3" - 12")
M.J.	2" - 12" (except 2 1/2")	7571SS	7071SS (3" - 12")
Fig. & M.J.	3" - 12"	7572SS	7702SS (3" - 12")
Push-on for PVC (SDR)	2" - 8"	7597SS	7597PSS (3" - 8")
Fig. End (OS & Y)	2" - 12"	7068A	N/A
M.J. for Tapping	4" - 12"	7950SS	7950PSS
Push-on for D.I. & C900 PVC	4" - 12"	7901SS	7901PSS
M.J. Cutting-in	4" - 12"	7576SS	(Consult K.V.)
Push-on D.I. X Flg.	4" - 12"	7902SS	7902PSS
Threaded (NRS)	2" - 3"	7057SS	7057PSS (3" only)
Threaded (OS&Y)	2" - 3"	7067	
FLG & GRV OS&Y	2 1/2" - 10"	7092ABF	-----
GRV & GRV OS&Y	2 1/2" - 10"	7093ABF	-----
FLG & GRV NRS	2 1/2" - 10"	7592ABF	7592PABF
GRV & GRV NRS	2 1/2" - 10"	7593ABF	7593PABF

Accessories

- Indicator Posts
- "T" Handles
- Stem Guides
- 2" Sq. Operating Nuts
- Floorstands (non-rising stem)
- Handwheels
- Extension Stems
- Floor Boxes
- Chain Wheels

NOTE: 2" OS&Y Flanged and Threaded versions are UL Listed

NOTE: All RSGV's 18" and larger will be furnished with either spur gearing (vertical) or or bevel gearing (horizontal)

NOTE: 2" to 3" sizes full wall ductile iron (per AWWA C509 dimensions)



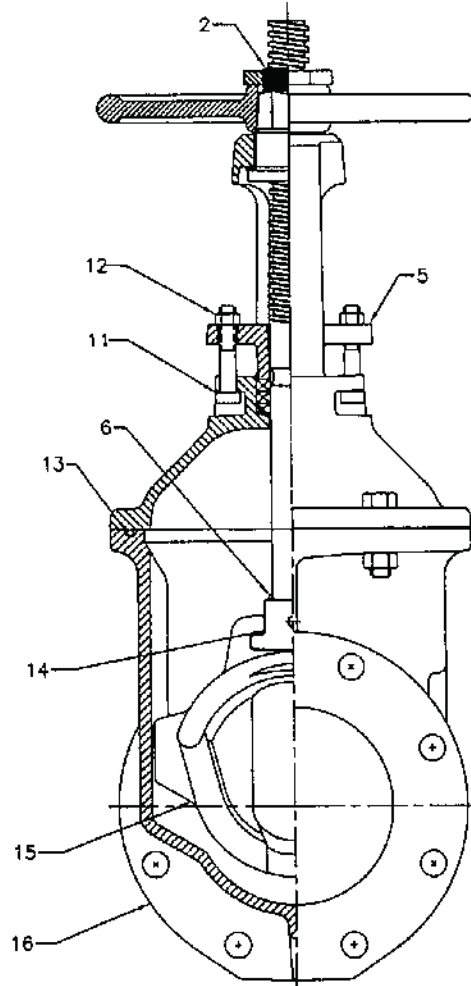
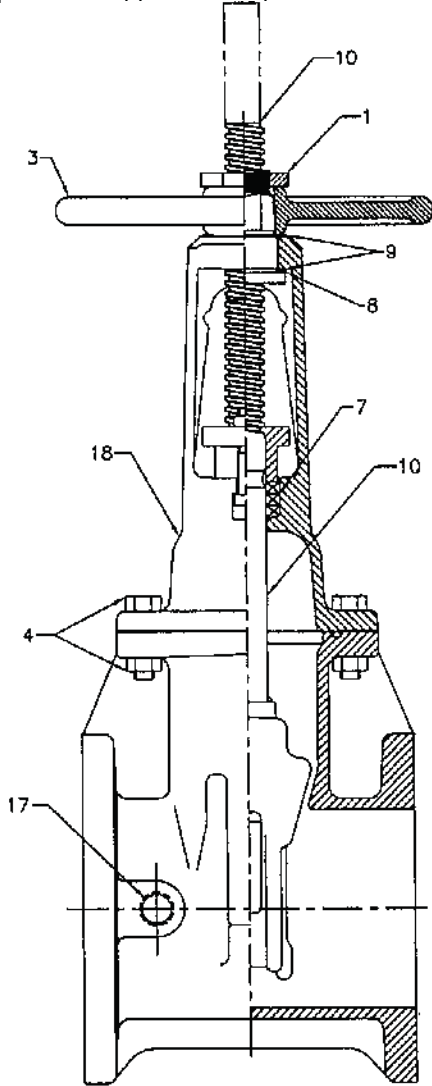
Sizes 2" - 12"



2" - 12" R/S VALVE OS&Y MATERIAL LIST

KENNEDY VALVE MODEL KS-RW

Complies with applicable requirements of AWWA C515



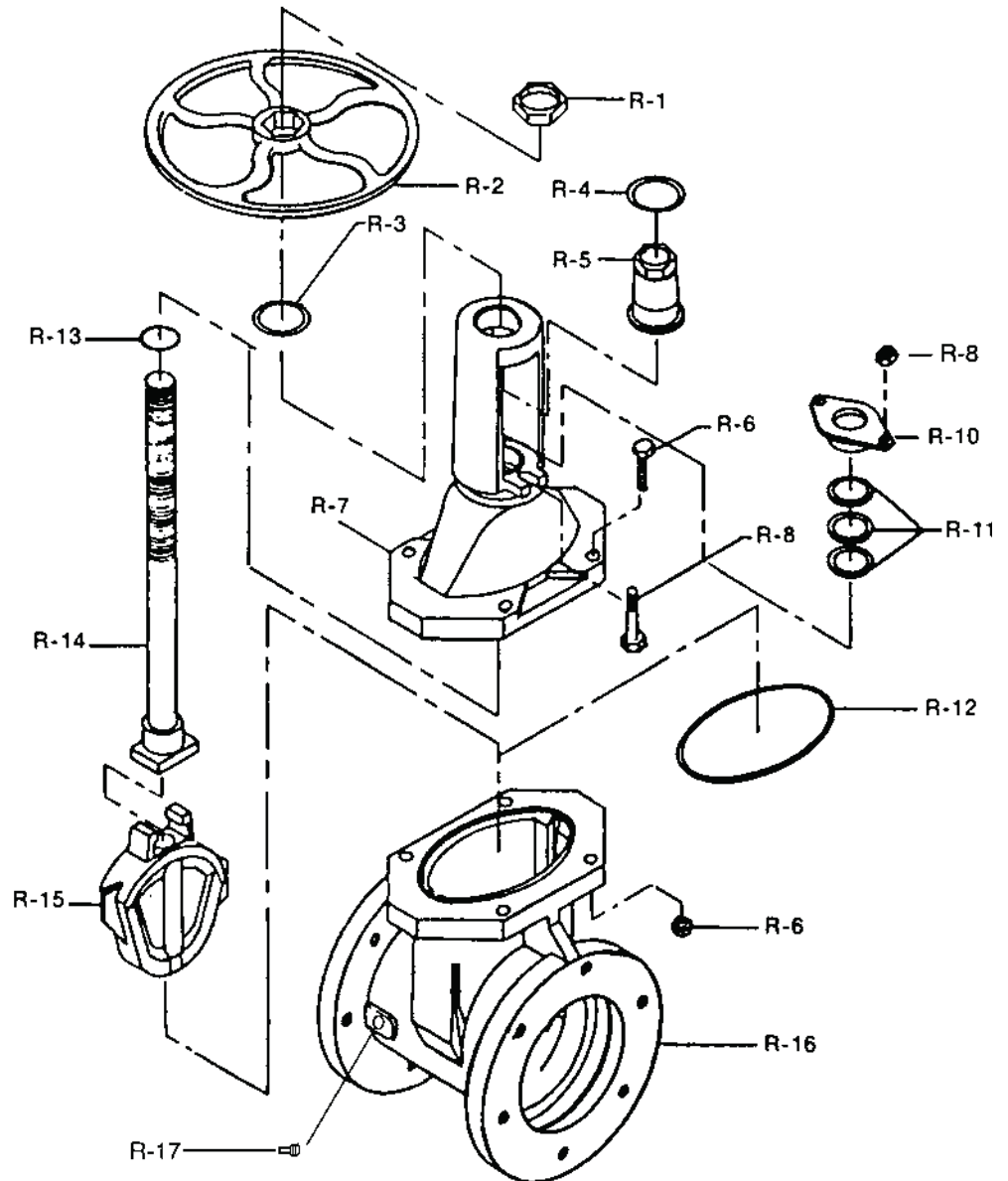
PIPE PLUG STANDARD ON FLANGE & GROOVE VALVES @ POSITION "A"

ITEM	DESCRIPTION	MATERIAL	ASTM SPEC.
1	Handwheel Hold Down Nut	Bronze	ASTM B62
2	Top Stem Nut	Bronze	ASTM B584 C86700
3	Handwheel	Gray Iron	ASTM A126 Class B
4	Hex Head Bolts & Nuts	Zinc Plated Steel	ASTM A307 Grade B
5	Packing Gland	Ductile Iron	ASTM A536 70-50-5
6	Stem O-Ring	Buna N	ASTM D2000
7	Packing	Lubricated Fiber	
8	Thrust Washer Bearing	Nylatron	-----
9	Thrust Washer (1 only on 2"-4")	Bronze	ASTM B36 C260
10	Stem	Brass	ASTM B16 C36000
11	Packing Bolts	Zinc Plated Steel	ASTM A307 Grade B
12	Packing Bolt Nuts	Brass	ASTM F467
13	Cover O-Ring	Buna N	ASTM D2000
14	Stem	Stainless Steel	ASTM A276 Type 304
15	Wedge	D.I. EPDM Coated	ASTM A536 70-50-5
16	Body - all types	Ductile Iron	ASTM A536 70-50-5
17	Pipe Plug 1/2": 2 1/2"-4" --3/4": 6-12"	Galvanized Steel	-----
18	Cover	Ductile Iron	ASTM A536 70-50-5

2" - 12" R/S GATE VALVE OS&Y ASSEMBLY EXPLOSION

KENNEDY VALVE MODEL KS-RW

DET.	QTY.	DESCRIPTION	MATERIALS
R-1	1	Handwheel Hold Down Nut	Bronze
R-2	1	Handwheel	Cast Iron
R-3	1	Upper Thrust Washer (Sizes 3" thru 12")	Bronze
R-4	1	Lower Thrust Washer	Bronze
R-5	1	Yoke Nut	Bronze
R-6	4	Cover Bolts & Nuts (Sizes 2-1/2" thru 6")	Zinc Plated Steel
R-6	8	Cover Bolts & Nuts (Sizes 8" thru 12")	Zinc Plated Steel
R-7	1	Cover	Cast Iron
R-8	2	Packing Bolts	Zinc Plated Steel
R-8	2	Packing Bolt Nuts	Brass
R-10	1	Packing Gland	Ductile Iron
R-11		Packing	Sq. Braided Polymer
R-12	1	O-Ring (Cover)	Buna-N
R-13	1	O-Ring (Stem)	Buna-N
R-14	1	Stem	Stainless
R-15	1	Wedge Disc	D.I. - EPDM Coated
R-16	1	Body	Cast Iron
R-17	1	Pipe Plug	Galvanized Steel



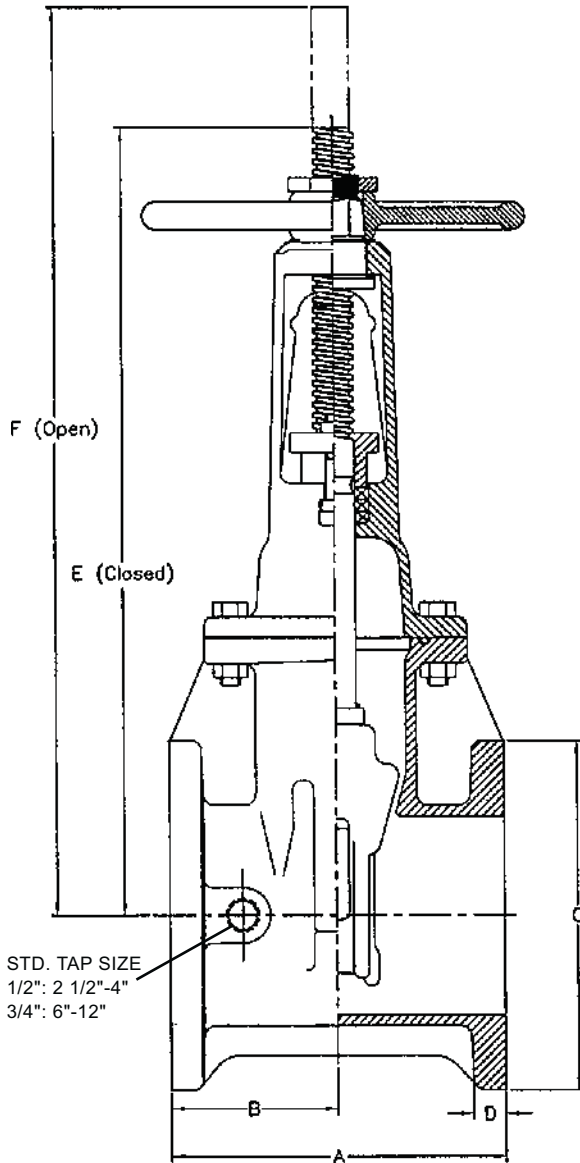


**2" - 12" R/S VALVE FLANGE ENDS
OS&Y GENERAL DIMENSIONS**

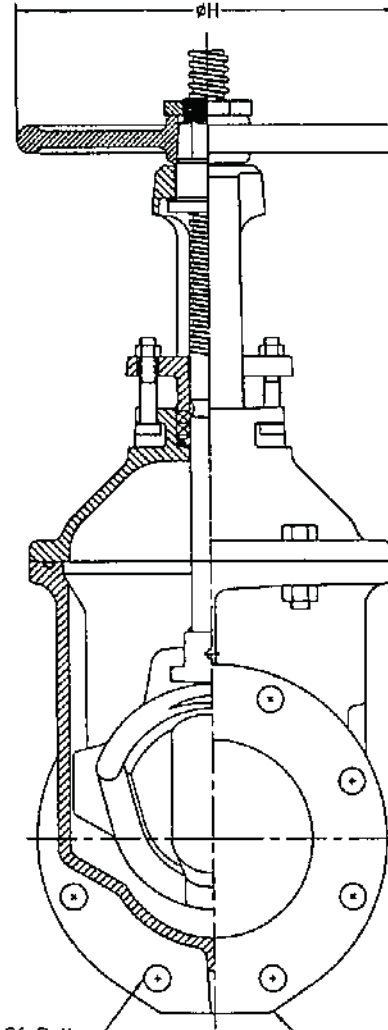
KENNEDY VALVE MODEL KS-RW

Complies with applicable requirements of AWWA C515

7068A



STD. TAP SIZE
1/2": 2 1/2"-4"
3/4": 6"-12"



G
No. & Size Of Bolts
Flanges
ANSI B16.1 CL 125

* Face to face dimensions (inch) conform to ASME B16.10

VALVE SIZE	A	* b	C	D	E	F	G	H	WEIGHT
2	7	3 1/2	6	11/16	10	12	4 5/8	7 1/4	N/A
2 1/2	7 1/2	3 3/4	7	11/16	13 7/8	16 3/8	4 5/8	7 1/4	51
3	8	4	7 1/2	3/4	15 5/8	18 7/8	4 5/8	10	64
4	9	4 1/2	9	15/16	18 1/4	22 3/4	8 5/8	10	105
6	10 1/2	5 1/4	11	1	23 3/4	30 1/8	8 3/4	12	152
8	11 1/2	5 3/4	13 1/2	1 1/8	29 1/4	37 3/4	8 3/4	14	253
10	13	6 1/2	16	1 3/16	35 3/8	45 3/4	12 7/8	18	427
12	14	7	19	1 1/4	40 5/8	53 1/8	12 7/8	18	581

ALL FLANGE VALVES TAPPED & PLUGGED @ POSITION "A"

Updated 01/25/13

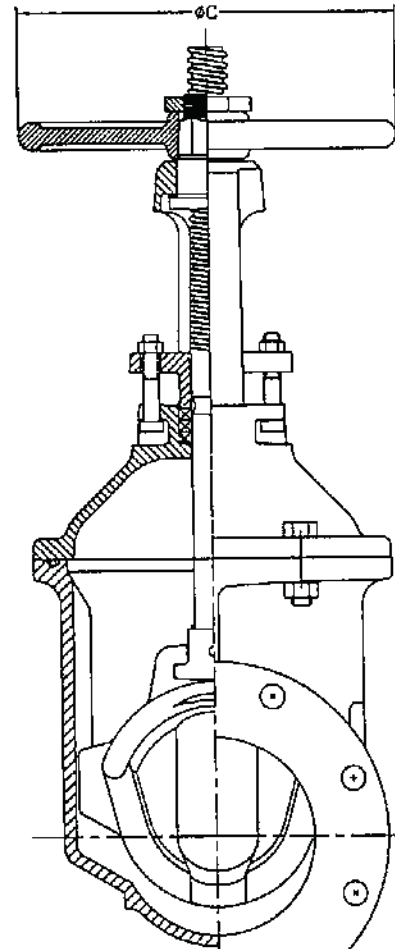
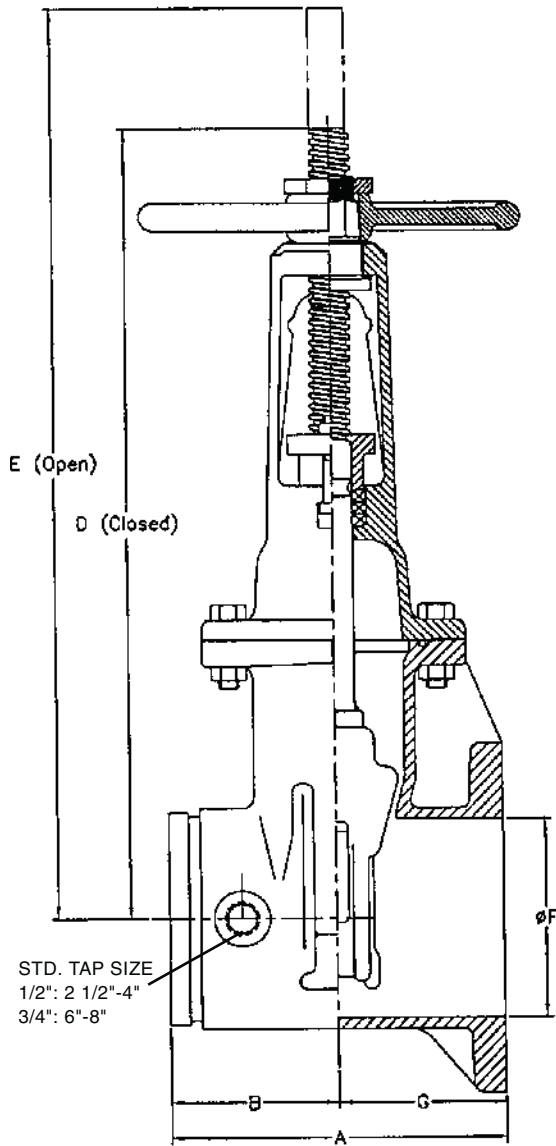


**2 1/2" - 8" R/S VALVE FLANGE x GROOVE
OS&Y GENERAL DIMENSIONS**

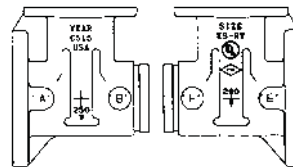
KENNEDY VALVE MODEL KS-RW

Complies with applicable requirements of AWWA C515

7092ABF



Flanges
ANSI B16.1 CL 125



BOSS LOCATION

GRV X FLG VALVES TAPPED & PLUGGED @ POSITION "A", "B", "F"

VALVE SIZE	A	B	C	D	E	F	G
2 1/2	7 1/2	3 3/4	7 1/4	13 7/8	16 3/8	2 1/2	3 3/4
3	8	4	10	15 5/8	18 7/8	3	4
4	9	4 1/2	10	18 1/4	22 3/4	4 1/4	4 1/2
6	10 1/2	5 1/4	12	23 3/4	30 1/8	6 1/4	5 1/4
8	11 1/2	5 3/4	14	29 1/4	37 3/4	8 1/4	5 3/4
10	13	6 1/2	16	35 3/8	45 3/4	10 1/4	6 1/2

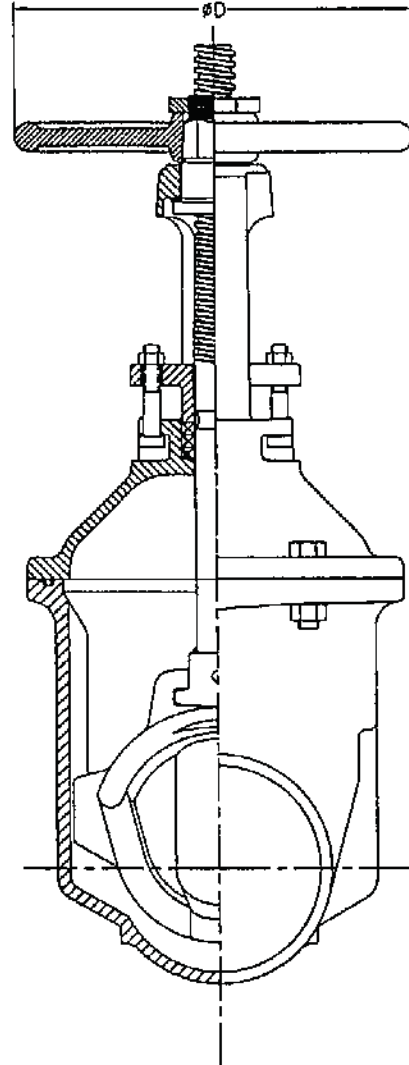
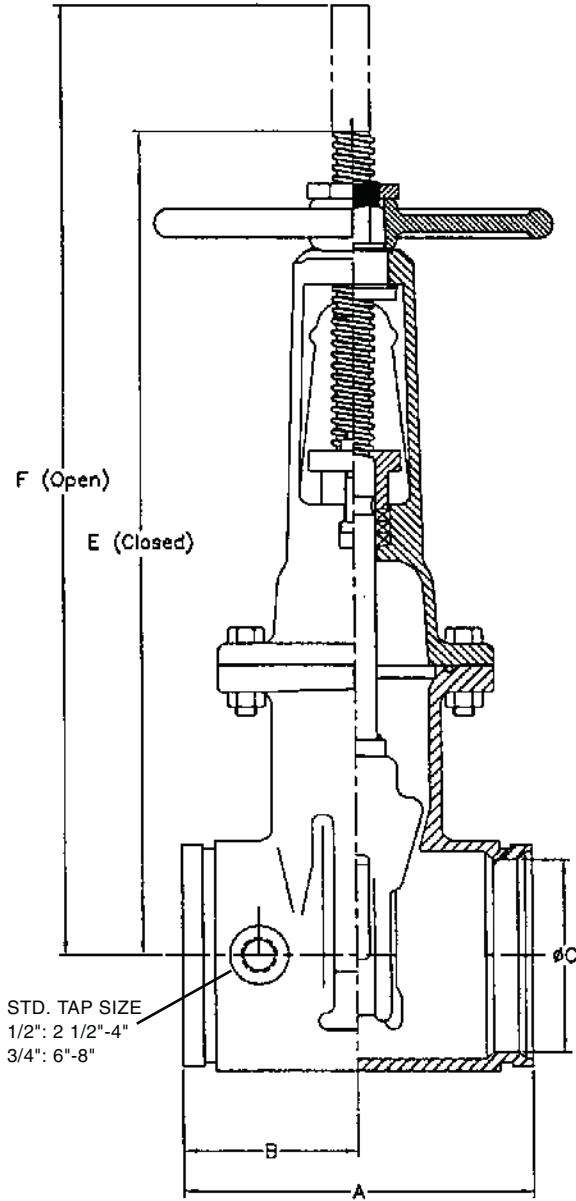


**2 1/2" - 8" R/S VALVE GROOVE ENDS
OS&Y GENERAL DIMENSIONS**

KENNEDY VALVE MODEL KS-RW

Complies with applicable requirements of AWWA C515

7093A



GRV X GRV VALVES TAPPED & PLUGGED @ POSITION "A", "B", "F"

VALVE SIZE	A	B	C	D	E	F
2 1/2	7 1/2	3 3/4	1.97	7 1/4	13 7/8	16 3/8
3	8	4	2.63	10	15 5/8	18 7/8
4	9	4 1/2	3.75	10	18 1/4	22 3/4
6	10 1/2	5 1/4	5.80	12	23 3/4	30 1/8
8	11 1/2	5 3/4	7.67	14	29 1/4	37 3/4
10	13	6 1/2	9.80	16	35 3/8	45 3/4

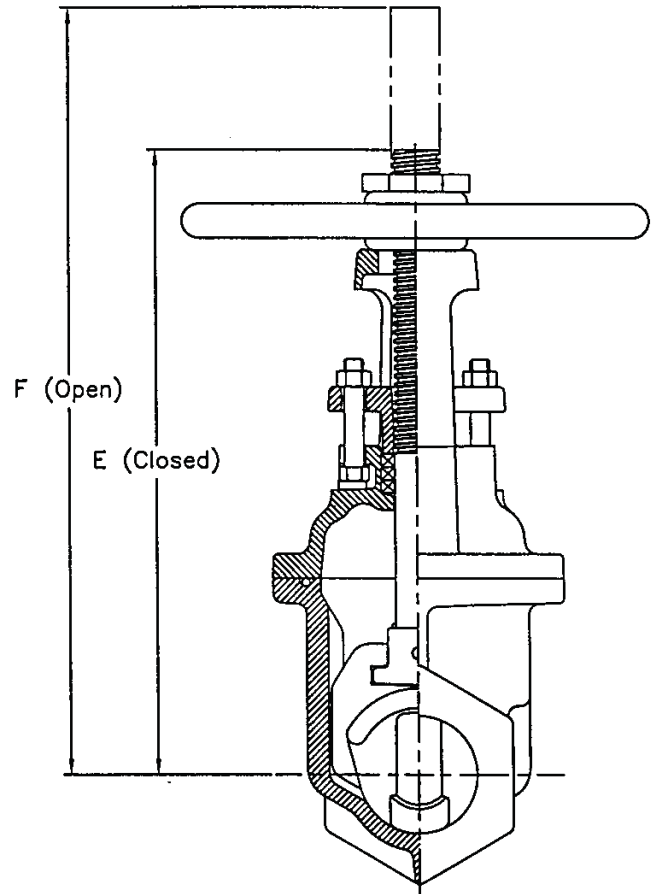
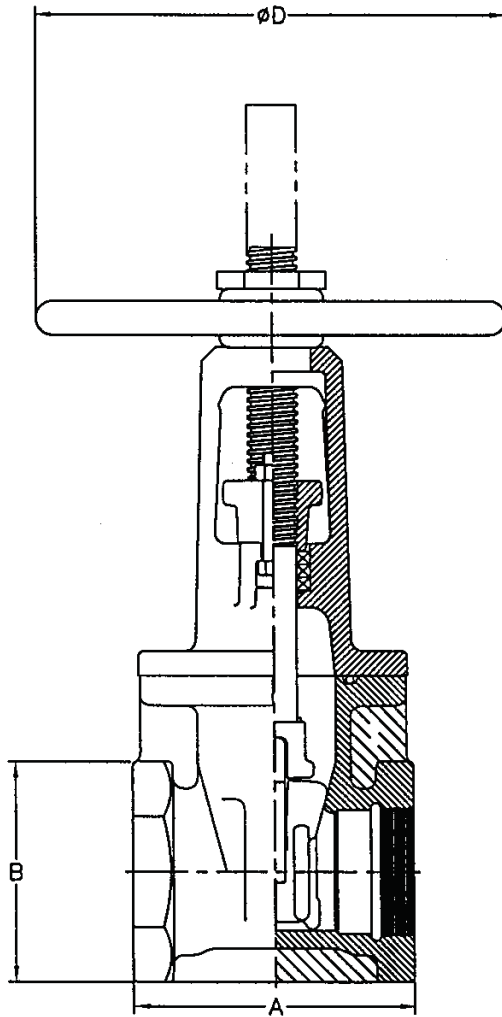


**2"-3" R/S VALVE THREADED ENDS
OS&Y GENERAL DIMENSIONS**

KENNEDY VALVE MODEL KS-RW

Complies with applicable requirements of AWWA C515

7067



VALVE SIZE	A	B	D	E	F	WEIGHT*
2	5 1/4	4 1/8	7 1/4	10	12	N/A
2 1/2	7	5 3/16	7 1/4	13 7/8	16 3/8	40
3	7 1/2	5 3/16	10	15 5/8	18 7/8	50